


**+/- Meter Size
(Residential)**





5 Steps of Application

- 1  **Submit Application**
- 2  **Receive “Technical Requirement Form”**
- 3  **Settle “Connection Charge / Job Cost”, if any**
- 4  **Hire an Electrician to Perform Modification Works**
- 5  **Request work acceptance with CEM**

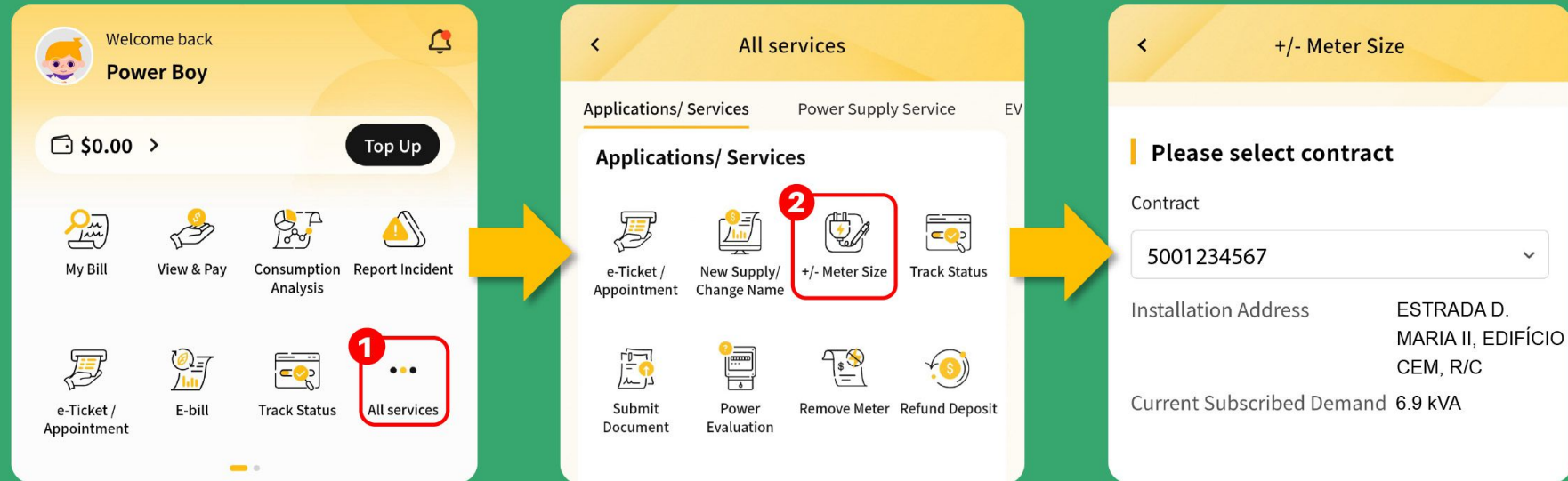
Above workflow applies to application without CEM network modification & building communal electrical installation modification work



1



Submit Application



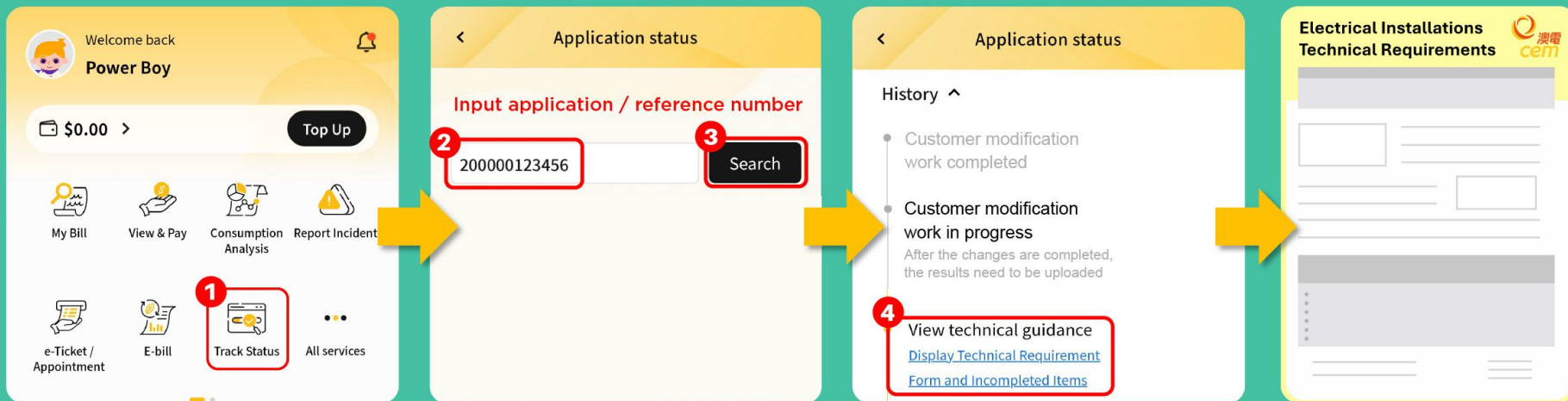
Login to CEM APP

Select "+/- Meter Size" in "All Services" and choose the pre-bound contract

2



Receive “Technical Requirement Form”


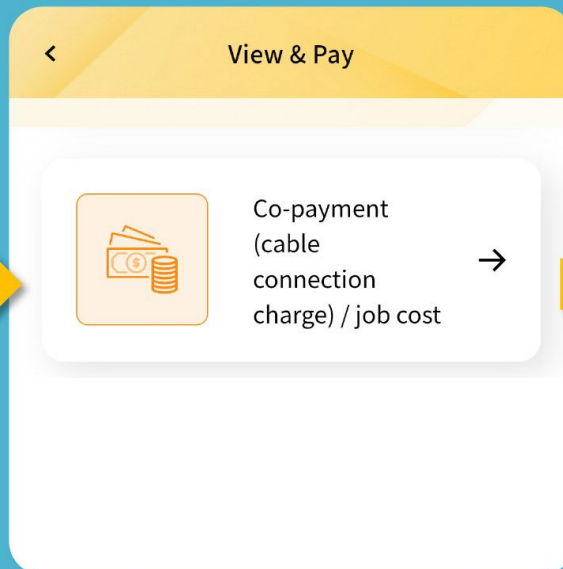
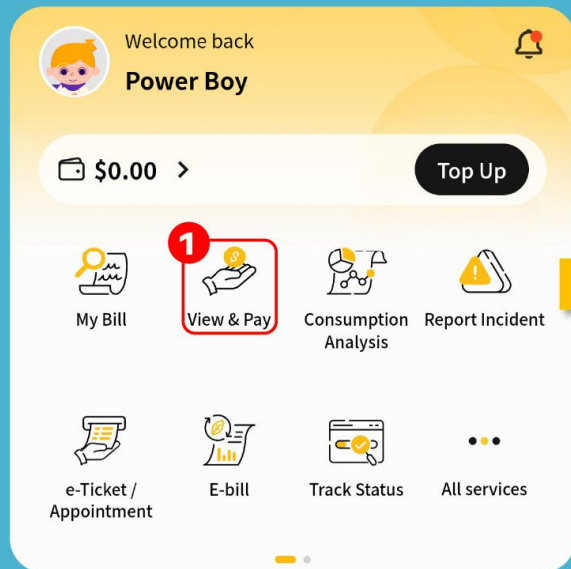


Upon CEM's technical evaluation and receiving SMS notification, In “Track Status”, input your application / reference number, download the “Technical Requirement Form” and learn about the project requirements

3



Settle “Connection Charge / Job Cost” # ,if any



After receiving CEM's payment SMS notification, click “View & Pay” to settle your connection charge / job cost

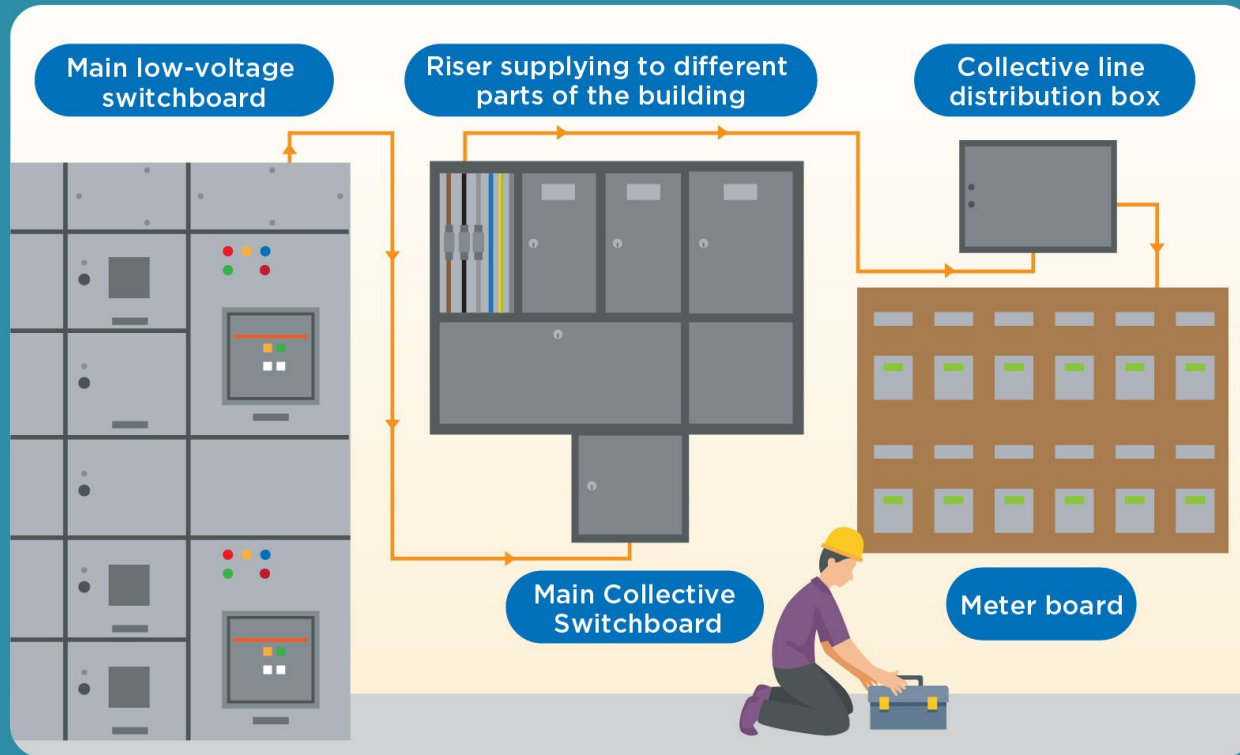
No connection charge / job cost for reduction in meter size or meter size increase up to 11.5kVA

4



Hire an Electrician to Perform Modification Works

Perform modification works according to “Technical Requirement Form”



Need an
Electrician?



Scan to view CEM's list
of registered electrical
technicians



5



Request work acceptance with CEM

Application status

Change meter size
25-000001

Contract No. 5001234567
Application Number 200000123456
Application Date 2025-01-06
Installation Address ESTRADA D. MARIA II,
EDIFÍCIO CEM, R/C
Subscribed demand 11.5 KVA
Application status

Customer modification
work in progress

1

Request CEM Acceptance

Track status

Submit Technical Photo And Arrange Si...

Upload Document

Please provide pictures of on-site changes and new electrical installations based on the Technical Requirements Form. After the evaluation, CEM will arrange a formal on-site acceptance inspection. The specific date and acceptance results will be notified via SMS.

the onsite electrical equipment is probably energized and in operation, during photo taking process it is recommended that the photos be taken by a professional electrician equipped with appropriate personal protective equipment.

2

Metering Equipment (Existing Meter (if any), Meter board, Meter box) ?

Click Here

Communal Installation ?

Click Here

Once modification work is complete, **request work acceptance with CEM** and **upload relevant photos taken on-site**

Meter will be installed after CEM acceptance is passed and all documents are submitted



Skip the Queue,

Click & View!

